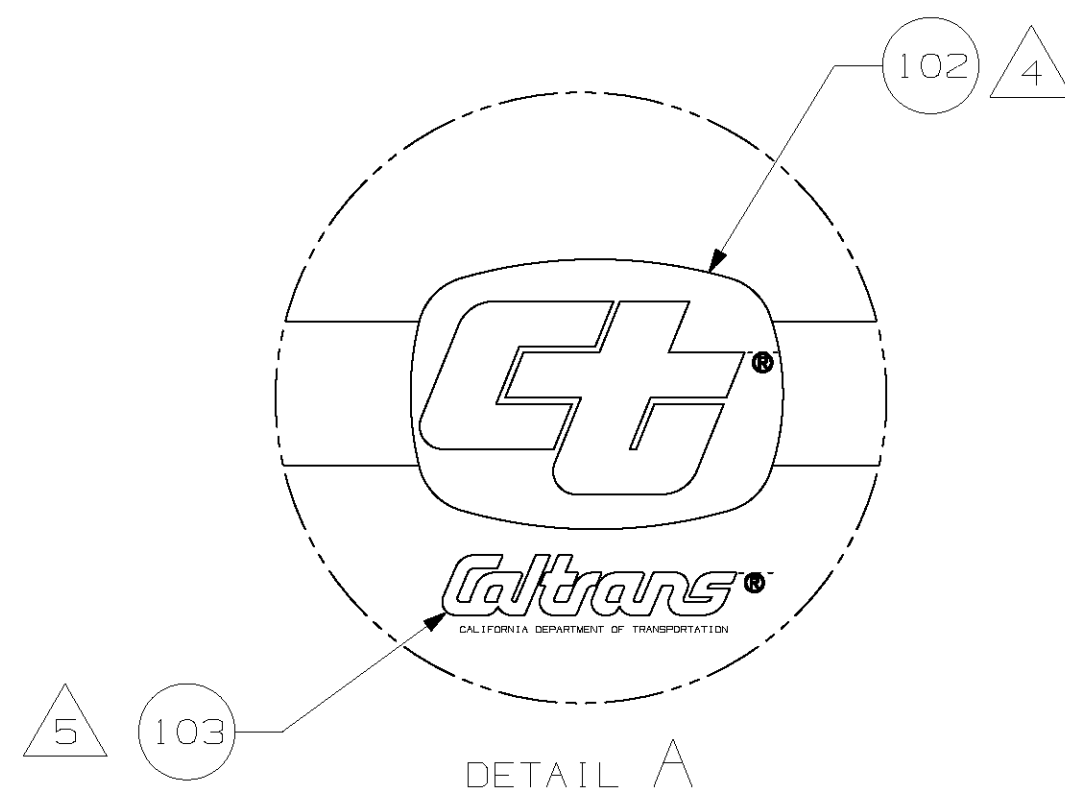
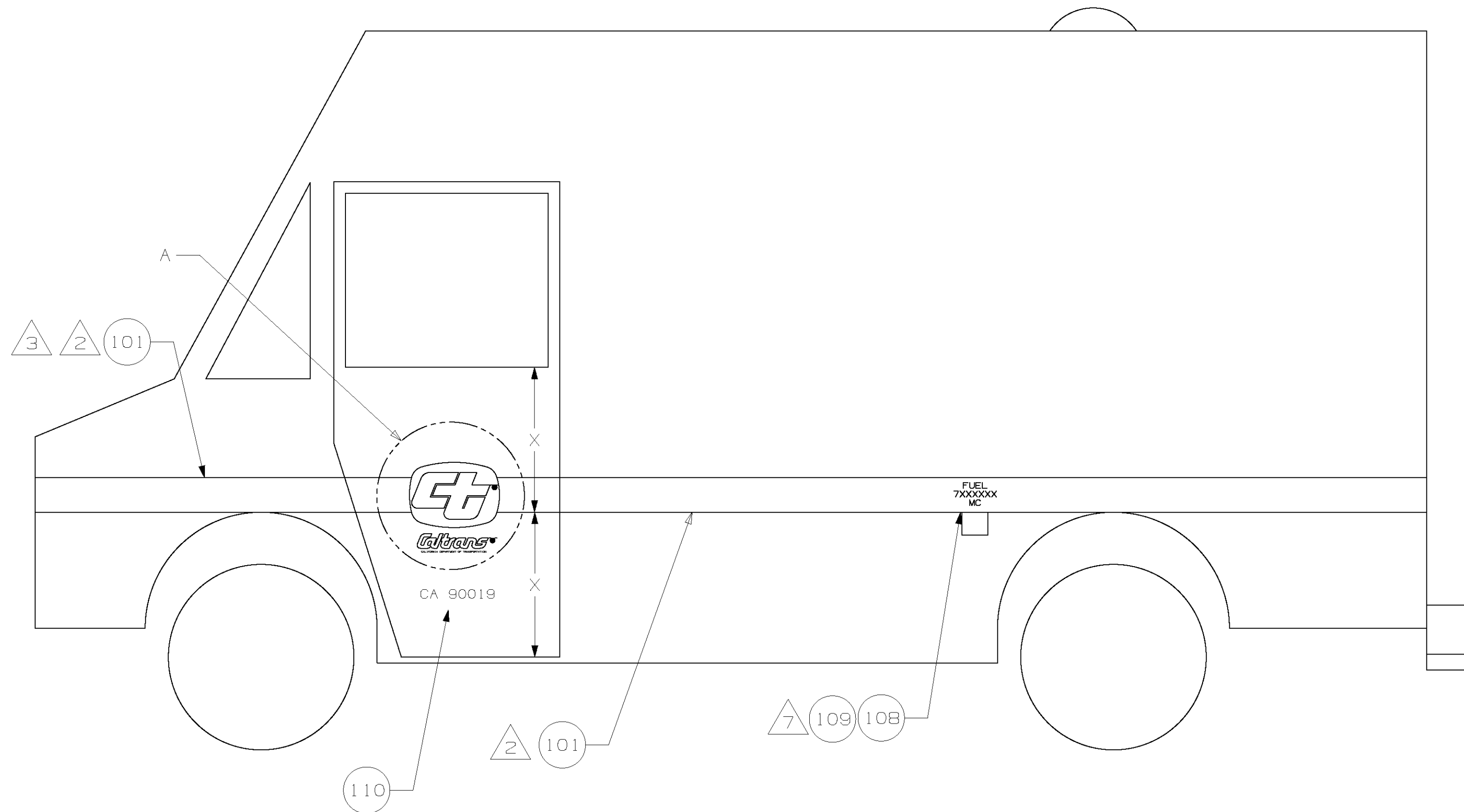


BILL OF MATERIALS

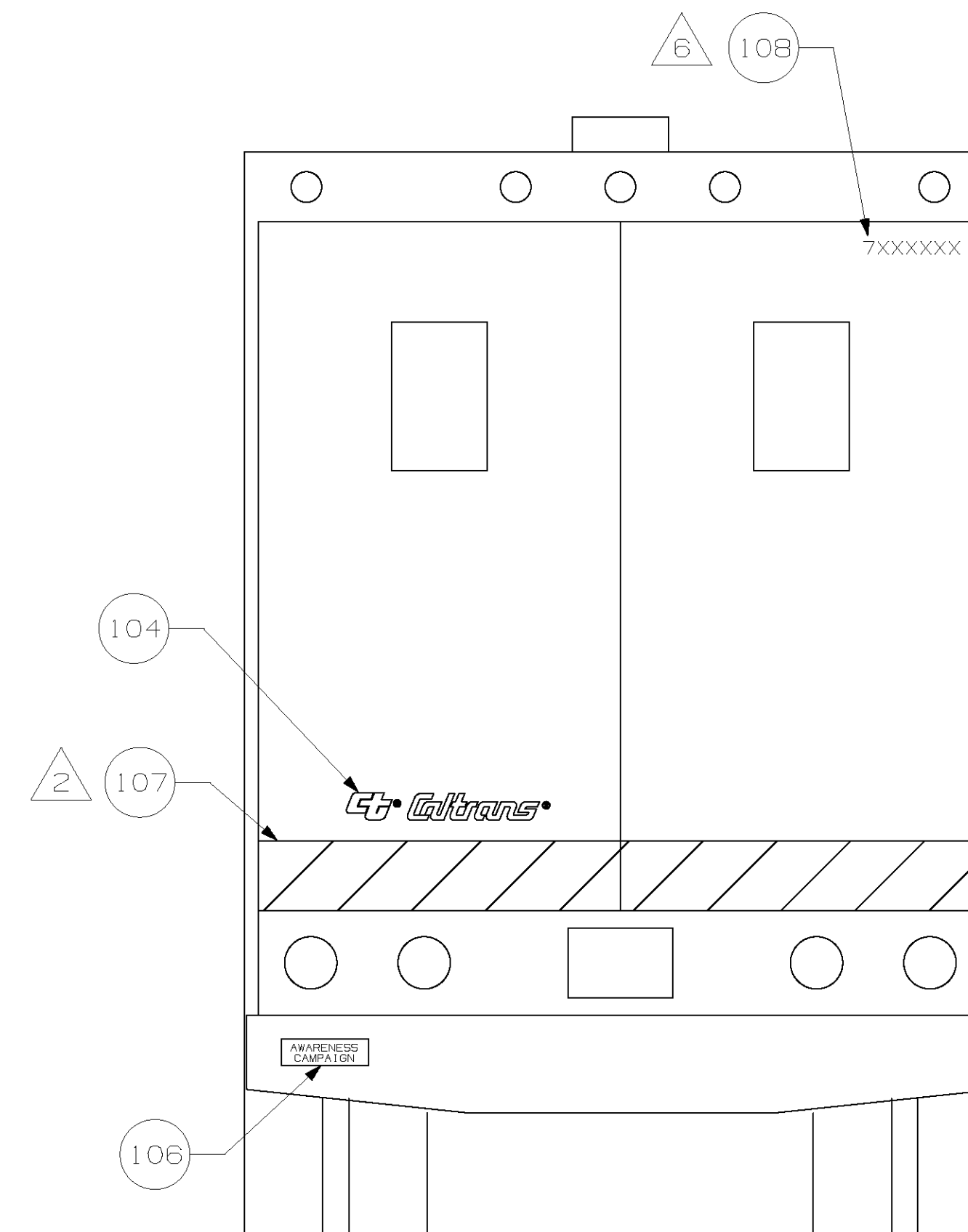
ITEM	QTY	DESCRIPTION	CT DWG # / MF'R #	CT STK #
101	AS REQD	DECAL, ORANGE REFLECTIVE SHEET, 5" WIDE	MATERIAL PER SPECIFICATION	053-4813
102	2	DECAL, 'CT' WHITE REFLECTIVE, 9" X 12"	03-D004-01	053-4760
103	2	DECAL, 'CALTRANS' BLACK SCRIPT, 2 1/2"	03-D005-01	053-4763
104	1	DECAL 'CT CALTRANS' ORANGE SCRIPT, 3"	03-D014-01	053-4802
105				
106	1	APPROVED PUBLIC AWARENESS CAMPAIGN BUMPER STICKER	-	
107	1	STRIPING, ORANGE/WHITE DIAG., REFLECTIVE, 8" X 8'	MATERIAL PER SPECIFICATION	053-2047
108	1	EQ ID # & MC #- SPECIAL ORDER	-	053-4892
109	AS REQD	APPROPRIATE FUEL TYPE DECAL: 'UNLEADED FUEL ONLY' 'E-85 OR GASOLINE' 'DIESEL ONLY'	-	053-1510 053-4990 053-1511
110	2	DECAL 'CA 90019'		053-2362
111				



DETAIL A



SIDE VIEW



REAR VIEW

NOTES :

- 1 ALL DELINEATION WILL BE IN COMPLIANCE WITH CALTRANS EQUIPMENT QUALITY STANDARDS. GO TO www.dot.ca.gov/hq/eqsc AND CLCK ON THE LINK "EQUIPMENT QUALITY STANDARDS" THEN "FLEET IDENTIFICATION"
- 2 STRIPING APPLICATION: ALL STICKERS, LABELS AND STRIPING SHALL BE LEVEL, STRAIGHT, BUBBLE-FREE AND DEBRIS-FREE. NO SPLICING OF TAPE OR STRIPING SHALL BE ACCEPTABLE. ALL EDGES ON STRIPING SHALL BE TRIMMED 1/8-3/8 INCH FROM THE EDGES OF DOORS, PANELS, FENDERS, LIGHTS, EMBLEMS, ETC. ORANGE REFLECTIVE SHEETS (ITEM 101) AND STRIPING (ITEM 107) SHALL BE TRIMMED TO MATCH BODY CONTOURS AND CREASES WHEN IT WILL NOT LAY HORIZONTAL. ANY REFLECTIVE TYPE OF STRIPE OR STICKER SHALL NOT BE PULLED FROM THE VEHICLE AND REAPPLIED DURING APPLICATION, SINCE THE REFLECTIVE MATERIAL WILL BE COMPROMISED.
- 3 PLACE LOWER EDGE OF ITEM 101 APPROXIMATELY 1/2 WAY BETWEEN THE BOTTOM OF THE WINDOW AND THE BOTTOM OF DOOR. MAKE ADJUSTMENT SLIGHTLY AS REQUIRED TO CLEAR FENDER CUTOUTS AND OTHER FEATURES TO IMPROVE EASE OF INSTALLATION. ITEM 101 POSITION MAY BE ADJUSTED SLIGHTY TO ALIGN WITH BODY STRIPE IF POSSIBLE
- 4 ITEM 102: LOCATE SUCH THAT THE LOGO IS CENTERED ON THE VERTICAL CENTERLINE OF THE DOOR AND ON THE STRIPE (ITEM 101). STRIPE 101 TO BE TRIMMED TO MATCH EDGES OF ITEM 102
- 5 ITEM 103 TO BE LOCATED BELOW THE "CT" LOGO AND ALONG THE VERTICAL CENTERLINE OF THE DOOR.
- 6 SEVEN-DIGIT EQUIPMENT IDENTIFICATION NUMBER (EQ. ID #) ALWAYS STARTS WITH A "7" AND SHALL BE AFFIXED TO THE REAR OF THE VEHICLE IN THE UPPER RIGHT CORNER.
- 7 THE FOLLOWING DECAL GROUP SHALL BE PLACED DIRECTLY ABOVE OR NEXT TO EACH FUEL FILLER IN ORDER FROM TOP TO BOTTOM: FUEL TYPE, EQ. ID, MC#

REV	DATE	DESCRIPTION	BY
C	June 2015	UPDATE TO DECALS W/HIGH REFLECTIVITY	J Payne
B	JULY 2014	UPDATE PER 7-18-14 MEMO	J Payne
A	June 2012	UPDATED DRAWING	J Payne

NEXT ASSEMBLY		STATE OF CALIFORNIA DEPARTMENT OF TRANSPORTATION	
X		DIVISION OF EQUIPMENT	
TOLERANCE-UNLESS OTHERWISE SPECIFIED		LAB VAN DELINEATION	
DECIMAL ± x	FRACTIONAL ± x	SCALE x	DATE 18 June 03
ANGULAR ± x	DRILLED HOLES ± x	DRAWN J Payne	DESIGNED x
REAMED HOLES ± x		CHECKED	APPROVED

I-01478-DE
SHEET 1 OF 1 SHEETS